

Scaled data based on original data using
LM-79-08 Approved Method: Electrical and Photometric Measurements of Solid-
State Lighting Products

Test Report Prepared for
Cooper Lighting Solutions
(formerly Eaton)

Brand: STREETWORKS

Report Number: P382838

Luminaire Tested: **GAN-SA2A-735-U-T2-HSS**

Issue Date: 3/3/2020

Test Information

Test Method: LM-79-08
Report Number: P382838
TEST IS SCALED FROM IESNA LM-79-08 TEST DATA (G2-1903-205-13)
Test Lab: INNOVATION CENTER
Issue Date: 3/3/2020
Manufacturer: COOPER LIGHTING SOLUTIONS (FORMERLY EATON)
Product Line: STREETWORKS
Catalog Number: GAN-SA2A-735-U-T2-HSS
Description: GALLEON AREA AND ROADWAY LUMINAIRE
(2) 70 CRI, 3500K, 615mA LIGHTSQUARES WITH 16 LEDS EACH AND TYPE II OPTICS WITH HOUSE SIDE SHIELD
Light Source: -
Ballast/Driver: ELECTRONIC DRIVER

Summary

Lumens per Lamp: N/A
Luminaire Lumens: 6318.7 lumens
Efficiency: N/A
Efficacy: 95.7 lumens/watt
Luminous Opening: Rectangular (W 0.5' x L: 1' x H: 0')
IES Classification: Type II - Medium
BUG Rating: B1 - U0 - G2

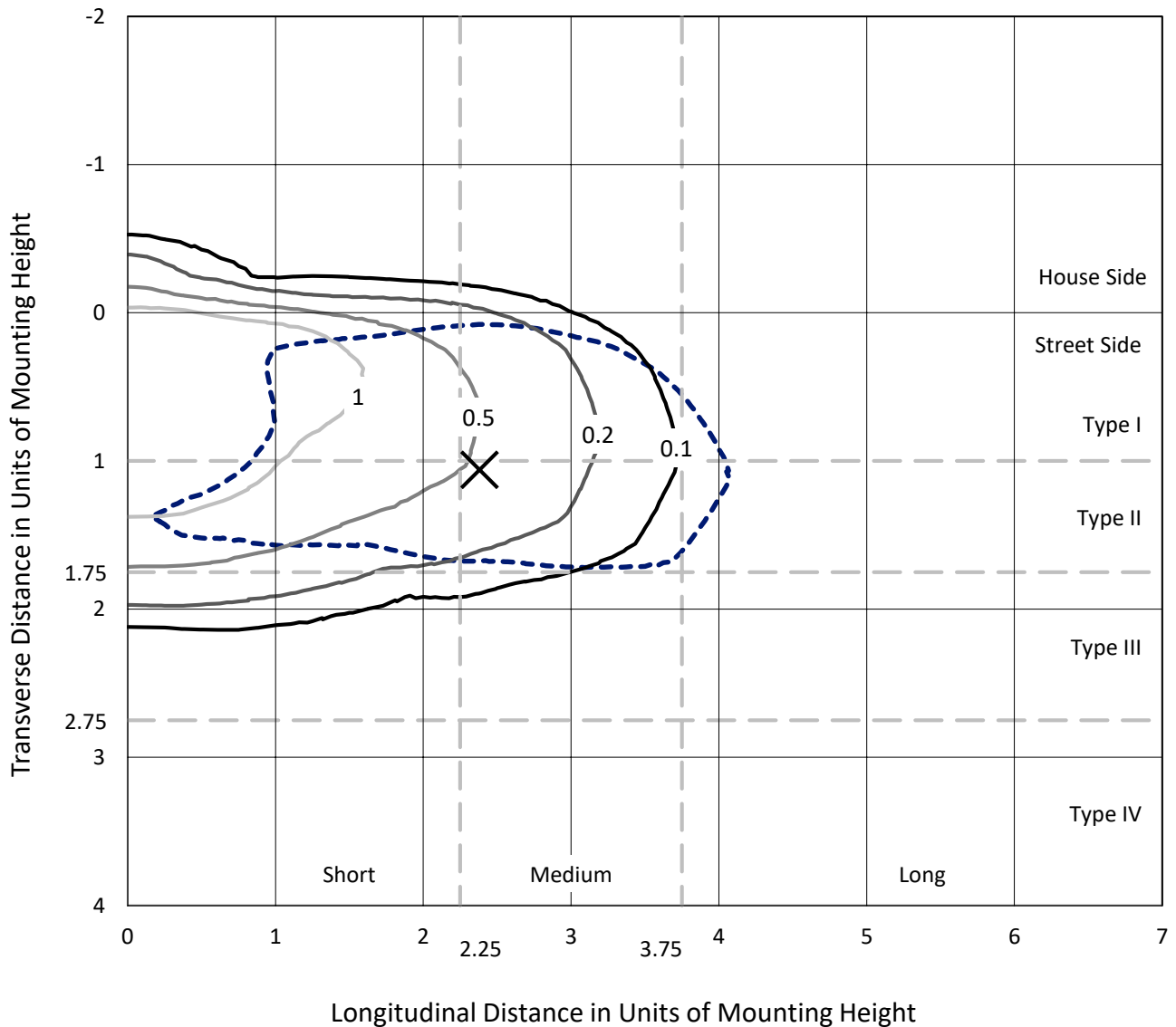
Input Watts (W): 66
Input Voltage (V): NR
Input Current (Ain): NR
Voltage Rise (V): NR
Power Factor: NR
Total Harmonic Distortion (THDi): NR
Frequency (hertz): 60
Stabilization Time: NR
Operation Time: NR
Ambient Temperature (°C): NR
Test Distance: 24 FT



REPORT NUMBER: P382838
 CATALOG NUMBER: GAN-SA2A-735-U-T2-HSS

Iso-Footcandle Lines of Horizontal Illumination

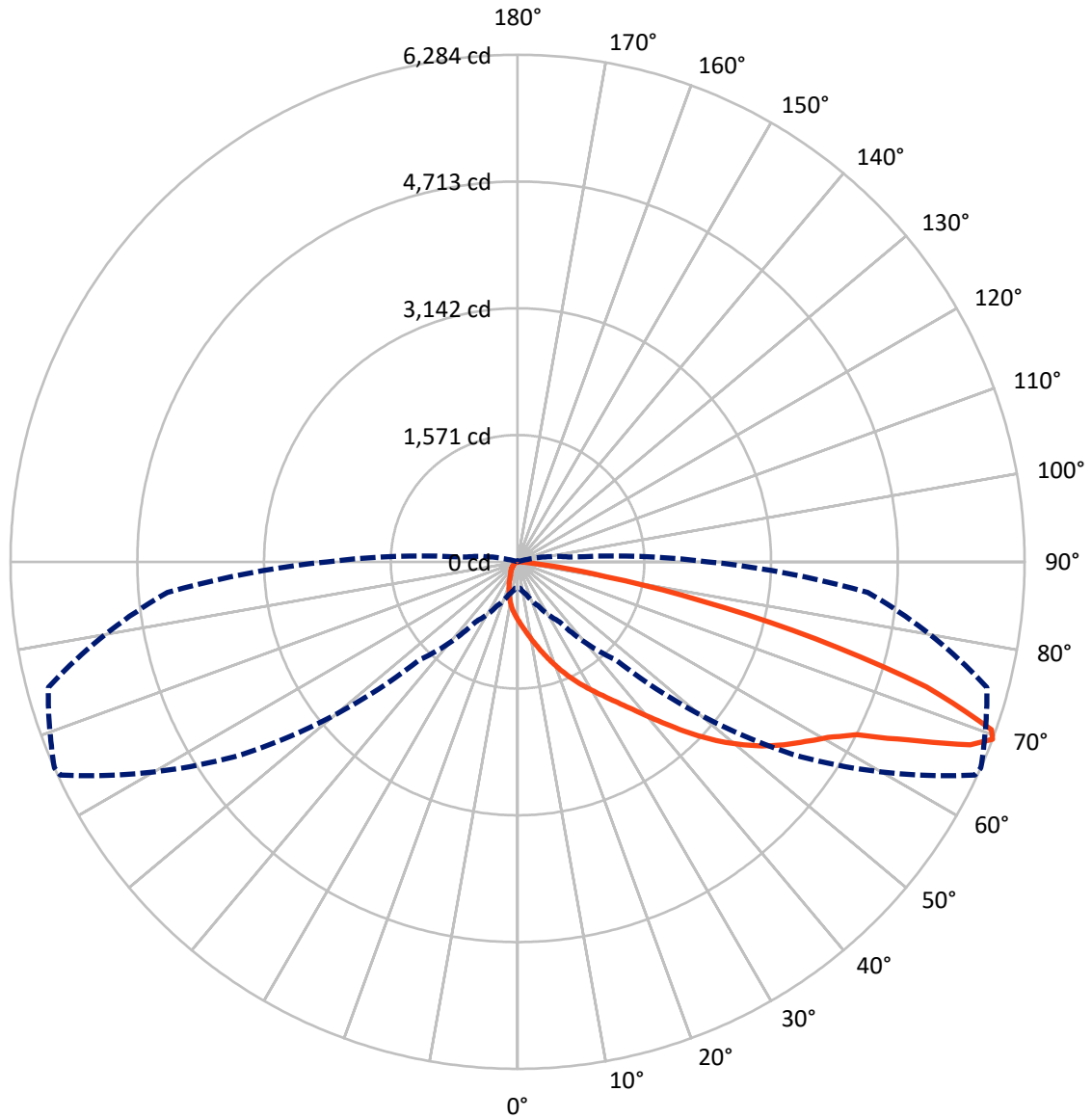
✕ Max cd
 - - - 1/2 Max cd



Based on 25 foot mounting height. Maximum calculated value = 1.9 fc
 Type II - Medium - N/A

REPORT NUMBER: P382838
CATALOG NUMBER: GAN-SA2A-735-U-T2-HSS

Luminous Intensity Polar Plot



— Vertical Plane Through 66-Deg Lateral - - - Horizontal Cone Through 69-Deg Vertical

REPORT NUMBER: P382838
 CATALOG NUMBER: GAN-SA2A-735-U-T2-HSS

FLUX DISTRIBUTION:

		Downward	Upward	Total
House Side	Lumens	379.0	0.0	379.0
	% Fixture	6.0	0.0	6.0
Street Side	Lumens	5939.7	0.0	5939.7
	% Fixture	94.0	0.0	94.0
Total	Lumens	6318.7	0.0	6318.7
	% Fixture	100.0	0.0	100.0

ZONAL LUMENS:

Zone	Lumens	% Fixture
0°-10°	69.5	1.1
10°-20°	206.9	3.3
20°-30°	360.2	5.7
30°-40°	632.0	10.0
40°-50°	1057.9	16.7
50°-60°	1555.1	24.6
60°-70°	1596.7	25.3
70°-80°	788.2	12.5
80°-90°	52.1	0.8
90°-100°	0.0	0.0
100°-110°	0.0	0.0
110°-120°	0.0	0.0
120°-130°	0.0	0.0
130°-140°	0.0	0.0
140°-150°	0.0	0.0
150°-160°	0.0	0.0
160°-170°	0.0	0.0
170°-180°	0.0	0.0
0°-90°	6318.7	100.0
0°-180°	6318.7	100.0

Coefficient of Utilization



REPORT NUMBER: P382838

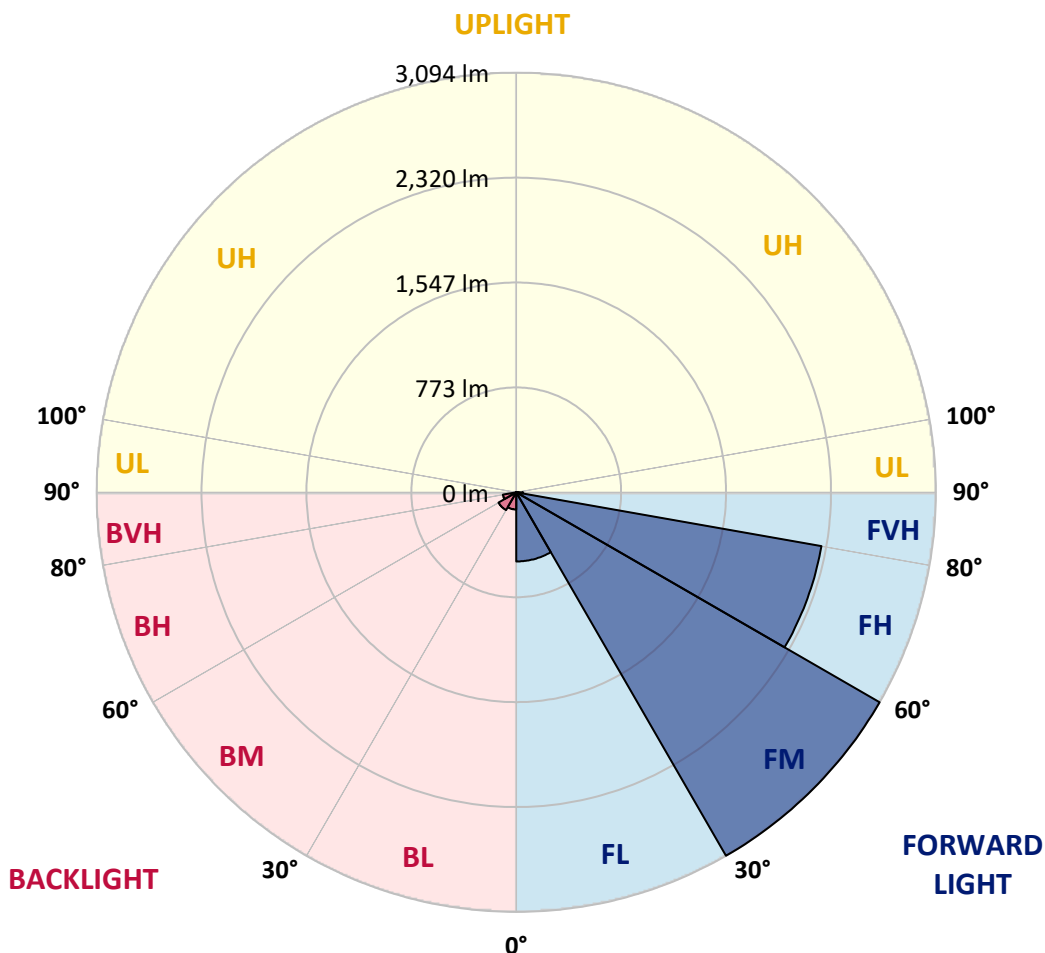
CATALOG NUMBER: GAN-SA2A-735-U-T2-HSS

LUMINAIRE CLASSIFICATION SYSTEM LUMEN TABLE AND BUG RATING:

Zone	Lumens	% Fixture	Zone Rating/Lumen Limit		
			B	U	G
FL (0°-30°)	509.9	8.1			
FM (30°-60°)	3093.9	49.0			
FH (60°-80°)	2285.0	36.2			G2/5000
FVH (80°-90°)	50.9	0.8			G1/100
BL (0°-30°)	126.8	2.0	B1/500		
BM (30°-60°)	151.1	2.4	B0/220		
BH (60°-80°)	99.9	1.6	B0/110		G0/110
BVH (80°-90°)	1.3	0.0			G0/10
UL (90°-100°)	0.0	0.0		U0/0	
UH (100°-180°)	0.0	0.0		U0/0	

BUG Rating: B1-U0-G2

Type II Medium





REPORT NUMBER: P382838
 CATALOG NUMBER: GAN-SA2A-735-U-T2-HSS

CANDELA DISTRIBUTION (FULL):

	0°	5°	15°	25°	35°	45°	55°	65°	66°	75°	85°
0°	719.1	719.1	719.1	719.1	719.1	719.1	719.1	719.1	719.1	719.1	719.1
2.5°	846.3	842.8	841.3	834.7	823.2	814.5	797.7	778.2	774.6	755.7	732.6
5°	956.1	953.2	951.1	941.8	930.1	908.2	877.5	841.3	834.3	798.3	752.1
7.5°	1032.7	1038.1	1038.1	1032.2	1017.4	1000.9	963.4	913.8	905.2	849.9	778.2
10°	1077.4	1084.0	1089.2	1094.2	1092.1	1085.5	1050.1	994.3	983.8	910.6	808.5
12.5°	1081.6	1088.2	1102.7	1123.9	1144.7	1159.7	1137.4	1083.4	1071.5	980.8	844.5
15°	1058.2	1065.1	1087.3	1128.8	1178.9	1222.7	1229.9	1182.1	1169.8	1064.5	889.5
17.5°	1017.4	1021.9	1053.8	1111.1	1189.7	1270.1	1313.7	1288.1	1276.7	1160.2	939.7
20°	987.1	990.4	1018.3	1079.8	1183.1	1299.8	1392.8	1400.7	1388.7	1262.9	994.0
22.5°	1039.0	1045.0	1045.9	1075.0	1165.1	1314.5	1462.5	1511.4	1502.4	1371.9	1047.4
25°	1181.0	1187.9	1165.1	1147.0	1180.4	1321.1	1522.2	1624.8	1617.6	1489.2	1101.2
27.5°	1368.5	1375.7	1346.4	1292.6	1260.5	1346.0	1575.3	1740.1	1739.8	1613.4	1159.0
30°	1552.8	1560.1	1530.0	1476.3	1402.4	1416.6	1621.3	1860.8	1862.5	1741.6	1220.6
32.5°	1746.1	1755.1	1724.2	1655.2	1578.0	1538.5	1685.7	1982.0	1992.2	1890.1	1289.9
35°	1965.8	1967.0	1923.5	1851.2	1762.3	1701.4	1789.3	2118.0	2142.3	2074.1	1377.9
37.5°	2181.3	2190.0	2154.3	2040.2	1958.6	1889.6	1943.3	2287.8	2322.3	2298.9	1492.8
40°	2341.0	2359.2	2354.1	2231.1	2153.6	2104.5	2134.5	2489.7	2533.6	2560.6	1637.8
42.5°	2441.2	2455.0	2478.4	2404.2	2334.0	2342.1	2360.2	2725.1	2779.1	2858.9	1804.3
45°	2556.1	2562.7	2582.2	2549.6	2502.1	2583.7	2599.7	2990.1	3046.8	3179.7	1989.2
47.5°	2696.6	2712.2	2717.6	2687.6	2666.0	2797.4	2830.4	3231.1	3310.6	3523.4	2184.9
50°	2875.4	2879.7	2888.9	2869.4	2847.8	2981.0	3037.5	3484.1	3556.5	3868.3	2377.9
52.5°	3050.4	3065.4	3097.9	3085.6	3076.8	3137.5	3222.1	3712.2	3792.9	4155.7	2570.5
55°	3100.8	3113.7	3225.7	3302.2	3373.0	3330.1	3398.6	3916.6	4003.9	4412.6	2756.0
57.5°	2899.4	2925.5	3119.5	3318.7	3612.5	3629.7	3641.0	4126.4	4204.6	4609.6	2949.0
60°	2390.4	2395.6	2713.7	3055.5	3573.0	3891.1	3995.2	4351.7	4417.5	4792.9	3180.0
62.5°	1520.4	1572.4	1921.4	2404.0	3153.9	3853.3	4423.5	4692.7	4716.7	5012.9	3511.4
65°	724.2	757.8	1009.3	1485.3	2284.5	3369.1	4719.1	5309.4	5320.3	5449.0	3954.0
67.5°	400.9	417.1	536.9	799.5	1335.6	2382.6	4599.6	6039.9	6050.1	5894.4	4342.4
69°	313.7	327.4	421.7	602.6	905.5	1712.5	4162.3	6253.9	6284.2	6021.9	4356.2
70°	266.2	279.7	363.1	509.0	728.1	1323.3	3705.0	6200.8	6232.9	6009.9	4253.3
72.5°	162.9	170.8	241.9	358.4	488.0	665.7	2284.8	5244.0	5298.3	5512.9	3655.5
75°	109.8	114.0	151.3	247.3	349.1	342.7	1187.0	3696.3	3813.9	4288.4	2699.9
77.5°	78.6	82.5	101.4	159.9	244.6	226.3	537.5	2297.1	2322.3	2572.0	1472.4
80°	44.7	48.3	71.7	95.1	166.0	151.0	213.7	1097.3	1109.8	1103.0	491.6
82.5°	23.4	26.5	39.3	62.7	106.6	98.7	88.9	367.3	369.2	307.0	107.8
85°	4.5	5.4	19.5	42.9	55.0	42.9	36.3	86.2	87.9	77.7	26.7
87.5°	0.0	0.3	7.8	9.6	10.8	11.1	11.7	16.8	18.0	24.3	7.2
90°	0.0	0.0	0.0	0.0	0.0	0.0	0.0	0.0	0.0	0.0	0.0



REPORT NUMBER: P382838
 CATALOG NUMBER: GAN-SA2A-735-U-T2-HSS

CANDELA DISTRIBUTION (continued):

	90°	95°	105°	115°	125°	135°	145°	155°	165°	175°	180°
0°	719.1	719.1	719.1	719.1	719.1	719.1	719.1	719.1	719.1	719.1	719.1
2.5°	722.4	711.6	690.8	666.9	648.3	629.9	615.6	600.6	595.2	592.5	592.1
5°	729.6	706.8	663.0	618.0	581.0	546.3	521.3	497.6	486.5	481.4	479.3
7.5°	741.6	705.0	634.5	565.7	512.6	469.1	434.6	408.8	395.8	390.4	388.4
10°	755.7	702.6	601.1	510.5	442.7	397.7	363.5	338.0	323.8	317.8	314.9
12.5°	772.3	698.4	562.7	454.7	383.0	338.0	296.5	265.0	248.8	241.9	238.6
15°	792.7	694.2	522.5	402.1	330.4	275.6	230.2	208.9	205.6	204.4	204.7
17.5°	812.7	687.6	478.7	350.3	275.2	215.2	192.1	190.9	191.4	191.4	191.4
20°	830.8	672.6	430.9	305.8	222.7	181.6	176.8	174.7	173.2	172.0	170.5
22.5°	844.8	652.5	385.0	261.7	181.8	166.3	158.7	152.1	146.7	143.2	141.3
25°	854.4	625.7	343.0	219.4	163.6	151.3	137.8	126.7	118.2	113.2	111.0
27.5°	861.7	596.9	305.5	183.7	151.0	133.9	116.2	102.9	94.3	89.7	87.9
30°	866.7	564.2	272.5	161.4	136.8	115.5	96.6	83.7	77.4	75.0	73.9
32.5°	871.6	527.9	241.3	151.0	123.6	98.7	81.0	71.2	67.3	64.2	63.3
35°	883.6	494.3	211.6	139.8	110.1	84.3	69.6	62.4	58.5	56.7	56.1
37.5°	912.1	469.4	183.0	128.5	96.6	72.9	60.9	55.8	52.3	50.4	49.8
40°	958.0	456.7	159.1	116.2	83.5	64.2	55.2	50.4	46.5	43.8	43.2
42.5°	1025.5	458.6	142.2	103.9	72.9	57.3	49.8	44.2	39.9	37.5	36.9
45°	1107.4	471.8	130.5	91.9	64.2	51.9	43.8	37.8	33.9	31.9	31.2
47.5°	1196.3	493.1	120.9	81.0	57.3	46.9	37.8	31.5	28.2	26.5	26.1
50°	1289.9	513.8	111.0	70.5	51.3	41.7	31.9	26.1	23.4	21.9	21.3
52.5°	1384.7	537.8	102.0	60.9	46.2	35.7	26.5	21.3	19.2	18.0	17.4
55°	1486.7	555.9	93.3	53.4	41.1	30.3	21.9	17.7	15.9	14.4	14.1
57.5°	1606.8	583.7	84.3	46.2	35.1	25.2	18.0	14.1	12.6	11.1	10.8
60°	1768.9	616.4	74.7	40.8	28.8	20.7	14.7	11.4	9.6	8.4	8.1
62.5°	1982.6	652.7	62.7	35.7	23.4	16.8	11.7	9.0	6.9	5.4	5.4
65°	2253.6	711.9	51.3	30.0	19.2	13.8	9.0	6.6	3.9	2.4	2.4
67.5°	2411.8	722.0	41.5	24.6	15.6	11.7	7.5	4.5	1.2	0.3	0.0
69°	2361.0	663.0	35.1	21.1	13.5	11.1	6.9	3.3	0.6	0.0	0.0
70°	2265.6	606.3	30.9	18.6	12.3	10.5	6.6	2.4	0.6	0.0	0.0
72.5°	1872.1	431.6	23.4	13.8	9.0	9.3	6.0	1.5	0.6	0.0	0.0
75°	1363.8	262.3	16.8	9.6	5.7	6.9	4.2	0.6	0.3	0.0	0.0
77.5°	758.7	123.6	10.5	5.4	3.6	4.2	2.1	0.0	0.0	0.0	0.0
80°	246.4	33.6	4.8	3.0	2.1	2.4	0.9	0.0	0.0	0.0	0.0
82.5°	45.6	9.6	2.7	1.5	0.6	0.6	0.0	0.0	0.0	0.0	0.0
85°	9.9	3.9	1.5	0.6	0.0	0.0	0.0	0.0	0.0	0.0	0.0
87.5°	3.3	1.2	0.3	0.0	0.0	0.0	0.0	0.0	0.0	0.0	0.0
90°	0.0	0.0	0.0	0.0	0.0	0.0	0.0	0.0	0.0	0.0	0.0

(END OF REPORT)